

Nordstrom Valve

Product Catalog





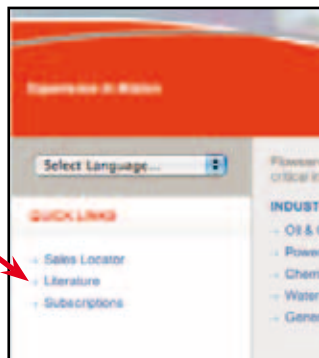
To Access Literature Online →

Every item in this catalog has a brochure containing a great deal of technical product detail. It's easy to find... it's free... and you do not need a password.

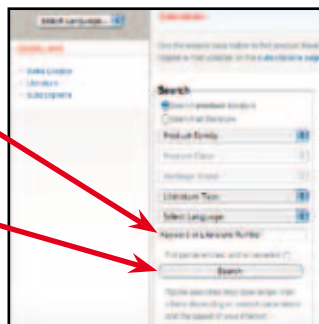
→ Do This:

- 1 Go to www.flowserve.com

- 2 Click in the box that says "Literature"



- 3 Enter keyword or literature number



- 4 Click on "Search"



The most recent version of each product bulletin will be available on this site.

- Once you have the PDF, you can:
- read it
 - print it
 - download it
 - even e-mail it

**Flowserve
Nordstrom Valves
offers a complete
range of valves,
sealants and
accessories to fit
any need in any
application.**



Table of Contents

<i>Section</i>	<i>Page</i>
Nordstrom®	6
Super Nordstrom®	7
Super Nordstrom® 114 & 115	8
Multiport Plug Valves.....	9
Dynamic Balance® Iron	10
Dynamic Balance® Steel.....	11
Double DB® Plug Valves	12
Hypresphere®	13
Sealant and Sealant Equipment	14

Ordering Preprinted Literature

Customers, please contact your Flowserve sales representative to get hard copy of a brochure. Flowserve representatives and distributors can go to www.flowserve.com and click on the “View Literature” link then click on “Log-in to order hard copy literature” and follow the prompts.

To order hard copies, you will need to get a password, which may take up to a day or two.



Extraordinary Valves, Extraordinary Performance

Profile of an Industry Leader

When Sven Nordstrom invented the first lubricated plug valves in 1914, people knew he was on to something good. Nordstrom patented his design in 1916 and Nordstrom's valves quickly gained a name for rugged reliability.

Rockwell Manufacturing Company acquired the Merco-Nordstrom Valve Company in 1932 and rapidly expanded its California-based operations throughout the war years. In 1952, Rockwell broke ground for a new facility in Sulphur Springs, Texas, and expanded the plant steadily for the next 37 years.

Rockwell sold the Measurement and Flow Control Division to BTR in 1989 and the Sulphur Springs facility became the headquarters of Nordstrom Valves, Inc. In 2002, a few short years after BTR merged with Siebe to become Invensys, Invensys sold its Flow Control Division to Flowserve Corporation.

Sven Nordstrom's 1916 patent was the first of more than 90 Nordstrom patents that cover virtually every improvement to lubricated plug valves. In 1975, Nordstrom also began a new era for the industry by introducing the world's first polyethylene valve for gas distribution and has more than 2 million in service.

Today the Flowserve Sulphur Springs Operations facility has more than 300,000 square feet (28,000 square meters), is the largest lubricated plug valve manufacturing facility in the world and the largest polyethylene valve manufacturing facility in the world. To customers worldwide we offer a full range of sizes, full service, proven performance, and a name that stands for quality.






***Flowserve Nordstrom Iron and Steel Plug Valves.
Standard Features for the following Products:***

- ***Nordstrom***
- ***Super Nordstrom***
- ***Dynamic Balance***
- ***Multiport***
- ***Double DB***

- **Metal Seats** for a **Dependable, Long Life**
- The **Sealdport Sealant System** for a **Renewable Drop-Tight Seal** and is Highly **Tolerant of Debris** and the effects of **Erosion** and **Corrosion**
- **Smooth, Contoured Flow Passages** for an **Unobstructed Flow** – no **Cavity** to collect **Product** or **Debris**
- **Quarter-Turn Operation** for **Quick Opening and Closing**
- **Bi-Directional Flow** for a **Simplified Installation**

Nordstrom®
*Iron and Steel Plug Valves**



Features and Benefits

- Available in Bolted or Screwed Gland
- A Fixed Adjustable Gland for the Ability to Adjust the Plug – in line, under pressure that maintains the adjustment once established
- Ground and Lapped Tapers on Body and Plug for Drop-Tight Shut-Off
- Meet or exceed 49CFR Part 192.145 Requirements
- Nordstrom Steel Plug valves meet API-6D and ASME B16.34 requirements

Typical Industry Applications

- Gas Distribution
- Oil and Gas Production
- HVAC-Balancing and Isolation
- Water and Wastewater
- Caustic Services
- Chemical and Refining

Body Material		Iron and Steel
Sizes	Iron	½ - 36 NPS (15 through 900 DN)
	Steel	6 - 12 NPS (150 through 300 DN)
Service Pressures	Iron	120 through 800 CWP (8.3 through 55.2 bar)
	Steel	ANSI Class 150 through 300 (PN 20 through PN 50)
Service Temperatures		-20°F to 350°F (-29°C to 177°C)
End Connections	Iron	Flanged and Threaded
	Steel	Buttwelding
Operation		Wrench, Worm Gear, and Spur Gear
Pattern		Short, Regular, and Venturi

* For additional information on the iron valve see NVENBR1003 - see page 2

* For additional information on the steel valve see NVENBR1004 - see page 2

* Water and Waste Water applications see NVENBR1005 - see page 2

Super Nordstrom®
Iron and Steel Plug Valves*



Features and Benefits

- Fire Tested and Qualified (Steel Only) to API-6FA to assure Safety
- A Mechanically Balanced Plug for Predictable Torque
- Internal Stops eliminate trash pockets
- CSA Certified meeting the requirements of CAN/CGA-3.11-M88 models available
- Meet or exceed 49CFR Part 192.145 Requirements
- Super Nordstrom Steel Plug valves meet API-6D and ASME B16.34 requirements

Typical Industry Applications

- Gas Distribution
- Oil and Gas Production
- HVAC-Balancing and Isolation
- Water and Wastewater
- Caustic Services
- Chemical and Refining


Body Material		Iron and Steel
Sizes	Iron	½ - 5 NPS (15 through 125 DN)
	Steel	½ - 4 NPS (15 through 100 DN)
Service Pressures	Iron	200 CWP (13.8 bar)
	Steel	4-Bolt Cover: ANSI Class 150 through 600 (PN 20 through PN 100)
		2-Bolt Cover: 200 CWP (13.8 bar)
Service Temperatures	Iron and Steel	2-Bolt Cover: -20°F to 200°F (-29°C to 93°C)
	Steel	4-Bolt Cover: -20°F to 350°F (-29°C to 177°C)
End Connections	Iron	Flanged and Threaded
	Steel	4-Bolt Cover: Flanged and Threaded
		2-Bolt Cover: Socket-Welding, Buttwelding, and Flanged by Buttwelding
Operation		Wrench
Pattern		Short and Regular

* For additional information on the iron valve see NVENBR1003 - see page 2

* For additional information on the steel valve see NVENBR1004 - see page 2

Super Nordstrom® 114 & 115

Iron Plug Valves*



Features and Benefits

- Integral Stop and Locking Device
- Actuator Mounting Pads for convenient field attachment of Operator/Actuator Mounting
- Side-Mounted Sealant Injection Fitting for Effective Plug Jacking
- A Mechanically Balanced Plug for Predictable Torque
- CSA Certified meeting the requirements of CAN/CGA-3.11-M88 models available
- Meet or exceed 49CFR Part 192.145 Requirements
- Factory Mutual Approved models available

Typical Industry Applications

- Gas Distribution
- Gas Safety Control Cocks
- Oil and Gas Production
- HVAC-Balancing and Isolation
- Water and Wastewater
- Caustic Services
- Chemical and Refining

Body Material	Iron
Sizes	½ - 4 NPS (15 through 100 DN)
Service Pressure	200 CWP (13.8 bar)
Service Temperatures	-20°F to 350°F (-29°C to 177°C)
End Connections	Flanged and Threaded
Operation	Wrench
Pattern	Regular

* Additional information can be found in NVENBR1003 - see page 2

Multiport Plug Valves

Iron and Steel Plug Valves*



Features and Benefits

- Provides Simplification of Piping and Convenience in Operation
- One 3-way or 4-way Multiport valve can Replace two, three, or four straightway valves
- Eliminates the use of other Fittings such as Tees and Elbows
- Many Port Arrangements Available to Accommodate Different Requirements
- Ports arranged to prevent the mixture of fluids or loss of pressure
- Transflow Options also available
- Meet or exceed 49CFR Part 192.145 requirements

Typical Industry Applications

- Gas Distribution
- Oil and Gas Production
- HVAC-Balancing and Isolation
- Water and Wastewater
- Caustic Services
- Chemical and Refining

Body Material		Iron and Steel
Sizes	Iron	½ - 12 NPS (15 through 300 DN)
	Steel	½ - 10 NPS (15 through 250 DN)
Service Pressures	Iron	200 through 400 CWP (13.8 through 27.6 bar)
	Steel	ANSI Class 150 through 1500 (PN 20 through PN 250)
Service Temperatures	Nordstrom & Super Nordstrom	-20°F to 350°F (-29°C to 177°C)
	Dynamic Balance	-20°F to 450°F (-29°C to 232°C)
End Connections		Flanged and Threaded
Operation		Wrench and Worm Gear
Pattern		Regular and Transflow

* Additional information can be found in NVENBR1002 - see page 2

Dynamic Balance[®] Iron
*Low Maintenance Iron Valves for Gas,
 Water and Wastewater Services**



Features and Benefits

- Blowout Proof Steel Stem
- Weatherproof Gear Operator available to Eliminate Ground Water and Dirt from Entering Gear Housing
- Plug Balancing Spring Pre-loads the Plug to Prevent Vibration and Thermal Cycling from Wedging the Plug into the Body Taper Regardless of Installed Position
- O-Ring Gland Allows for Repair of Stem Seal without the need for Stem Removal
- Ground and Lapped Tapers on Body and Plug for Drop-Tight Shut-Off
- Meet or exceed 49CFR Part 192.145 requirements

Typical Industry Applications

- Gas Distribution
- Oil and Gas Production
- HVAC-Balancing and Isolation
- Water and Wastewater
- Caustic Services
- Chemical and Refining

Body Material	Iron
Sizes	4 - 20 NPS (100 through 500 DN)
Service Pressures	150 CWP through 200 CWP (10.4 through 13.8 bar)
Service Temperatures	-20°F to 350°F (-29°C to 177°C)
End Connections	Flanged
Operation	Wrench and Worm Gear
Pattern	Regular

* Additional information can be found in NVENBR1003 and NVENBR1005 - see page 2

Dynamic Balance® Steel Pressure Balance Steel Plug Valves*



Features and Benefits

- Blowout Proof Steel Stem
- Preloaded, Pressure Energized Stem Packing for Zero Leakage
- Ground and Lapped Tapers on Body and Plug for Drop-Tight Shut-Off
- Fire Tested and Qualified to API-6FA to assure safety
- Adjustable Plug for Extended valve life and Bubble-Tight Seal under changing conditions
- Flexibility to Rotate the plug 180° while In-Line and Under Pressure to provide a New Seating Surface
- Meet API-6D and ASME B16.34 requirements

Typical Industry Applications

- Oil and Gas Production (Including NACE)
- Offshore Oil and Gas Production (with Offshore Construction)
- Gas Transmission
- Gas Distribution
- Slurries
- Refining
- Water and Wastewater
- A variety of High Temperature and/or High Pressure Applications

Body Material		Steel
Sizes		1 - 30 NPS (25 through 750 DN)
Service Pressures	ANSI Class	150 through 2500 (PN 20 through PN 420)
	API	3000 and 5000 psi (20.7 and 34.5 MPa)
Service Temperatures	Standard Construction	-20°F to 450°F (-29°C to 232°C)
	Special Construction	-50°F to 1500°F (-46°C to 816°C)
End Connections		Flanged, Threaded, Hardfaced, Buttwelding, Flanged by Buttwelding and Socket-Welding. Clamp Ends and other special connections available.
Operation		Wrench and Worm Gear
Pattern		Short, Regular, and Venturi
Special Construction		NACE, Low Temperature, and other special constructions available including Diamond Port and Full Round Opening

* Additional information can be found in NVENBR1004 and NVENBR1015 for slurry service - see page 2

Double DB[®] Plug Valves

Steel Plug Valves*



Features and Benefits

- Designed for Critical Shutoff Applications where Absolute Shutoff is Required for Safety, Environmental or Process reasons
- Installation and maintenance costs are reduced dramatically
- Uses proven Dynamic Balance Pressure Balance and Sealing Technology
- Various Bleed Off Connections available such as, Ring Joint, Socket Weld, Threaded, Gate Valves, Needle Valves, etc.
- Protected Pressure Balancing ensures that the Balancing Holes are not Exposed to the Line Media
- Ground and Lapped Tapers on Body and Plug for Drop-Tight Shut-Off

Typical Industry Applications

- Compressor Isolation
- Pump Isolation
- Meter Isolation
- Water or gas injection system isolation
- Critical vents, drains and blow-downs to atmosphere

Body Material		Steel
Sizes		2 - 12 NPS (50 through 300 DN)
Service Pressure	ANSI Class	150 through 2500 (PN 20 through PN 420)
	API	5000 (34.5 mPA)
End Connections		Flanged
Operation		Wrench and Worm Gear

* Additional information can be found in NVENBR1016 and NVENBR1015 for slurry service - see page 2

Hypresphere®

Trunnion-Mounted Ball Valves*



Features and Benefits

- Smoothly contoured, spherical body that maximizes the strength and integrity of the body shell
- The ball, with Trunnions at the top and bottom is coated with a Low-friction material to provide a Predictable Operating Torque
- Triple Seat Sealing System
 - Wide land area metal-to metal seats
 - Nylon resilient soft seat
 - Sealant Injection System
- Seat assembly designed to provide Automatic Pressure Relief of the Body Cavity into the Downstream Piping
- Top and bottom Trunnions reduce torque and weight while allowing for Double Block-and-Bleed capability
- O-Ring Stem Seal with a Sealant Injection Backup System
- The Seat and Body Seal consists of an O-Ring backed by a Steel Fire Seal ring
- A Seat Spring that Loads the seat into the Sphere to provide Sealing at Low Pressures
- Fully contained Sealant Groove thus assuring an Effective Sealant Injection System

Typical Industry Applications

- Natural Gas Transmission lines (Including NACE)
- Offshore Oil and Gas Production (with Offshore Construction)
- Gas Transmission
- Gas Distribution

Body Material		Steel
Sizes		8 - 24 NPS (200 through 600 DN)
Service Pressures		ANSI Class 300 and 600 (PN 50 through PN 100)
Service Temperatures	Standard Construction	-20°F to 250°F (-29°C to 121°C)
	With Viton® O-rings	-0°F to 300°F (-17°C to 149°C)
	Low Temperature	-50°F to 200°F (-45°C to 93°C)
End Connections		Flanged, Buttwelding, and Flanged by Buttwelding
Operation		Worm Gear
Pattern		Full Bore

* Additional information can be found in H 600 - see page 2

Sealants and Sealant Equipment



- Sealants for Plug, Ball, and Gate Valves (document NVENBR1014*)
- Valve Conditioner and Valve Purge (document NVENBR1014*)
- Nordstrom 400-D Hand Gun (document NVENIM2002* and NVENBR1014*)
- Nordstrom 400-A Hand Gun (document NVENBR1014*)
- Nordstrom 400-B Bucket Pump (document NVENBR1014*)
- Sealant Fittings (document NVENBR1014*)
- Hypregun-Plus 5Q (document NVENIM2003* and NVENBR1014*)
- Hypregun-Plus 5G (document NVENIM2004* and NVENBR1014*)

* see page 2

Features and Benefits

- Positive Pressure-Seal for a Bubble-Tight Shut-Off
- Provides a Coating on the Plug & fills the Sealdport Groove System for a Self Cleaning Seating Surface, Extended Service Life, and Ease of Operation
- Hydraulically Adjusts the Plug (not necessary for Super Nordstrom and Dynamic Balance) for Ease of Operation
- 15 Types of Sealant with their own specific service compatibilities to match the right sealant the application
- Sealant is available in Stick or Bulk Grade
- A variety of Sealant Injection Equipment to meet Installation and Maintenance needs

Typical Industry Applications

- Gas Distribution
- Oil and Gas Production
- Oil and Gas Transmission
- HVAC-Balancing and Isolation
- Water and Wastewater
- Caustic Services
- Chemical and Refining
- Mining/Slurry



United States

1511 Jefferson Street
Sulphur Springs, TX 75482
Phone: 1 903 885 4691
Fax: 1 903 439 3411
nmkt@flowserve.com

Latin America

Phone: 1 903 439 3407
Fax: 1 903 439 3411

Other Countries

Phone: 1 903 885 4692
Fax: 1 903 439 3404

FCD NVENBR0001-02 06/11 Printed in USA. (Replaces GEN-200)

To find your local Flowserve representative:

For more information about Flowserve Corporation, visit
www.flowserve.com or call USA 1 800 225 6989

Flowserve Corporation has established industry leadership in the design and manufacture of its products. When properly selected, this Flowserve product is designed to perform its intended function safely during its useful life. However, the purchaser or user of Flowserve products should be aware that Flowserve products might be used in numerous applications under a wide variety of industrial service conditions. Although Flowserve can (and often does) provide general guidelines, it cannot provide specific data and warnings for all possible applications. The purchaser/user must therefore assume the ultimate responsibility for the proper sizing and selection, installation, operation, and maintenance of Flowserve products. The purchaser/user should read and understand the Installation Operation Maintenance (IOM) instructions included with the product, and train its employees and contractors in the safe use of Flowserve products in connection with the specific application.

While the information and specifications contained in this literature are believed to be accurate, they are supplied for informative purposes only and should not be considered certified or as a guarantee of satisfactory results by reliance thereon. Nothing contained herein is to be construed as a warranty or guarantee, express or implied, regarding any matter with respect to this product. Because Flowserve is continually improving and upgrading its product design, the specifications, dimensions and information contained herein are subject to change without notice. Should any question arise concerning these provisions, the purchaser/user should contact Flowserve Corporation at any one of its worldwide operations or offices.

© 2005 Flowserve Corporation, Irving, Texas, USA. Flowserve is a registered trademark of Flowserve Corporation.